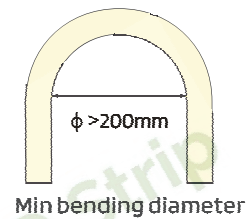
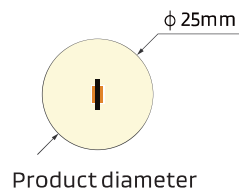


## Key Feature

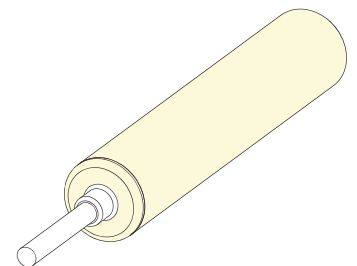
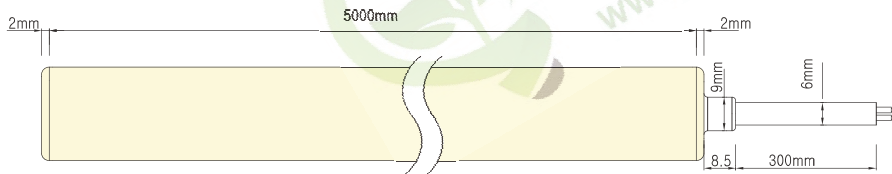
- 360° round silicone neon strip
- High light efficacy, uniform light
- Suitable for spatial decorative lighting
- Silicone extrusion process, IP65 protection level



## Drawing

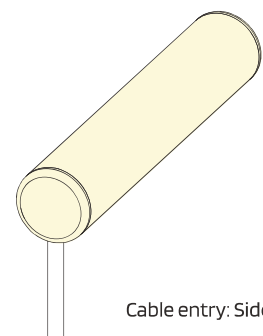



## Front entry Integral End cap(IP65)



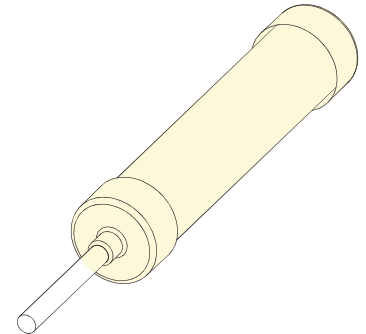
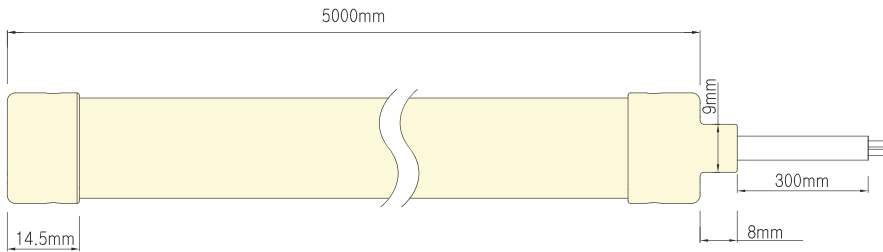
Cable entry: Front

## Side entry Integral End Cap(IP65)



Cable entry: Side

## Silicone End Cap(IP65)



Cable Entry: Front

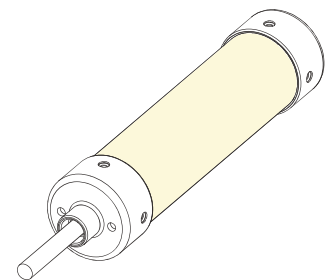
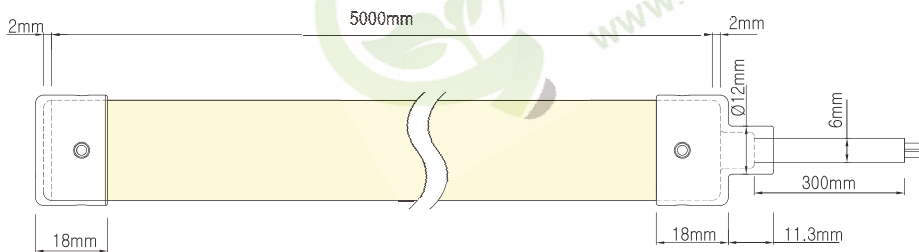


The Head



The End

## Metal End Cap (IP65)



Cable Entry: Front



The Head



The End

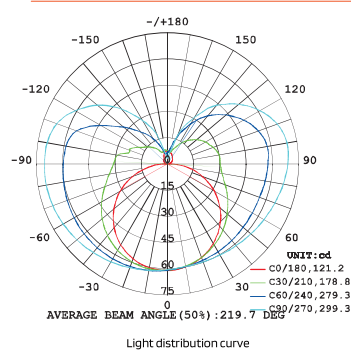


The metal guard coil is unavailable if fitted the metal end cap


## Basic PARAMETERS

Dimension	5000mm X R25mm
Chips/m	/
Power/m	5W/10W
CRI	90+
Cutting Unit	50mm(Can't be cut)
Input Current /m	/
Input Voltage	24VDC
Ambient Temperature	-20°C ~ +50°C

## Distribution curve



Note: The above data is based on the test results of the single white 3000K led strip.



## Photo-electric Parameters (Single color)

CCT(K)	CCT Range	CRI	5W/M	10W/M
			Lumen (LM/M)	Lumen (LM/M)
2100K	2000-2200	90+	256	551
2400K	2300-2500	90+	272	525
2700K	2600-2800	90+	276	517
3000K	2900-3100	90+	284	529
3500K	3300-3700	90+	306	600
4000K	3700-4300	90+	298	556
5000K	4700-5300	90+	309	604
6000K	5700-6300	90+	302	586

## Photo-electric Parameters (Tunable color)

CCT(K)	CCT Range	CRI	5W/M	10W/M
			Lumen (LM/M)	Lumen (LM/M)
2700K	2600-2800	90+	124	258
5000K	4700-5300	90+	127	262
3500K	WW+W	90+	250	517

### Photo-electric Parameters (RGB)

CCT(K)	Color (NM)	5W/M Lumen (LM/M)	10W/M Lumen (LM/M)
● Red	620-625	114	246
● Green	515-525	289	502
● Blue	460-465	61	114
● Yellow	585-595	97	209
● Pink	Pink	210	409
● RGB	RGB	145	308

### Photo-electric Parameters (RGB+W)

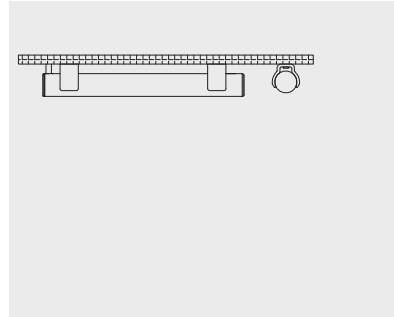
	CCT(K)	CRI	16W/M Lumen (LM/M)	16W/M Efficacy (LM/W)
RGB	● R:620-630nm	/	58	15
	● G:520-530nm	/	194	49
	● B:465-475nm	/	32	8
	● RGB	/	281	23
+	2200±100K	90+	200	50
	2700±100K	90+	219	55
	3200±200K	90+	224	56
	4500±300K	90+	226	56
	5500±300K	90+	237	59
	6500±500K	90+	229	57

## Accessories

## Schematic diagram of installation



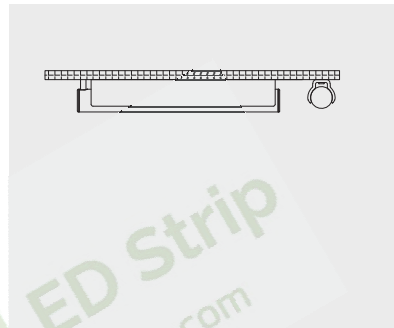
- Name: R25 -Surface mounting with open PC clips
- Model: NS-R25-MC
- Attachment: Transparent PC mounting clips,Tapping screws,Expandable rubber plugs



R25 - Surface mounting with open PC clips  
(NS-R25-MC)



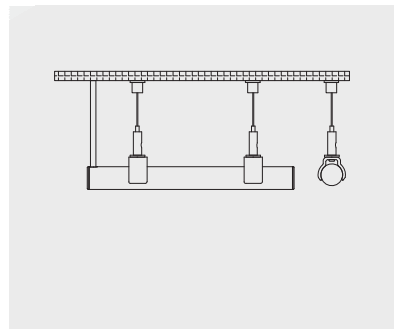
- Name: R25 - Surface mounting with PC profile
- Model: NS-R25-PC
- Attachment: Transparent PC mounting profile, Tapping screws,Expandable rubber plugs



R25 - Surface mounting with PC profile  
(NS-R25-PC)



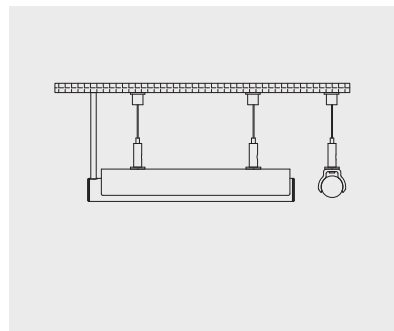
- Name: R25 -"—" type hanging mounting with open PC clips
- Model: NS-R25-HW
- Attachment: Transparent PC mounting clips,Kit of hanging rope,Screws



R25-"—"type hanging mounting with open PC clips  
(NS-R25-HW)



- Name: R25 -"—" type hanging mounting with PC profile
- Model: NS-R25-HWPC
- Attachment: Transparent PC mounting profile,Kit of hanging rope,Screws



R25-"—" type hanging mounting with PC profile  
(NS-R25-HWPC)